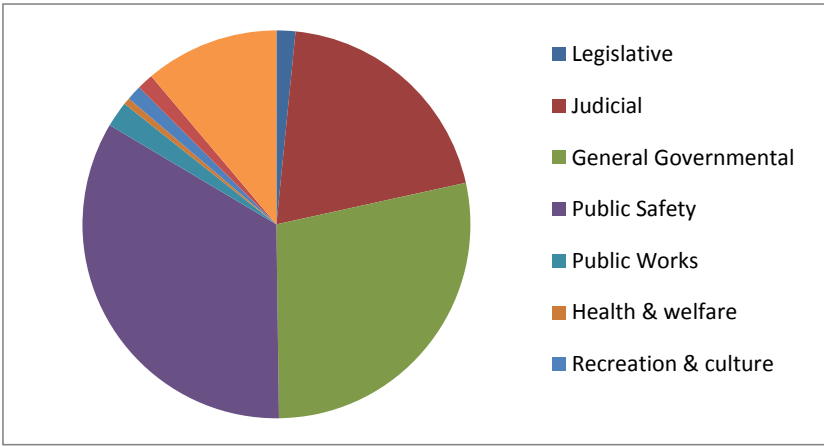


CITIZENS' GUIDE TO LOCAL UNIT FINANCES - County of Lapeer General Fund Only

EXPENDITURES

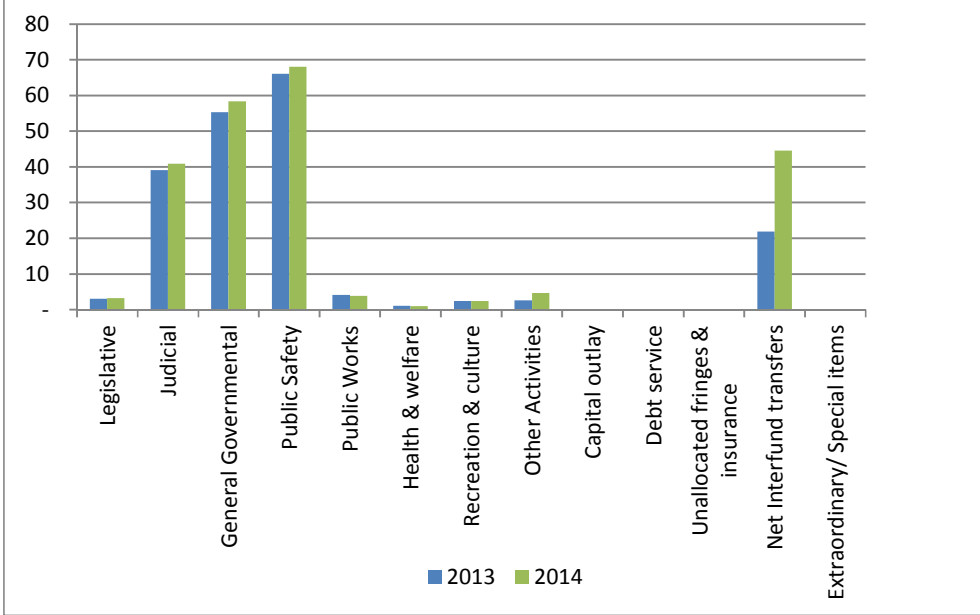
1. Where we spend our money (all governmental funds)



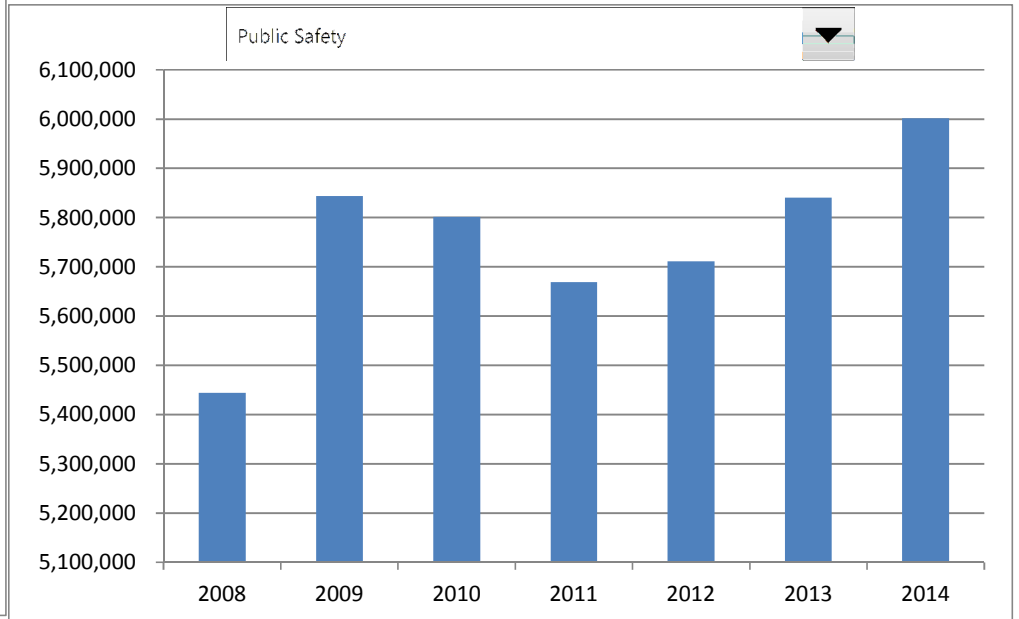
2. Compared to the prior year

	2013	2014	% change
Legislative	\$ 272,414	\$ 281,705	3%
Judicial	\$ 3,456,771	\$ 3,601,312	4%
General Governmental	\$ 4,888,609	\$ 5,143,971	5%
Public Safety	\$ 5,840,850	\$ 6,001,753	3%
Public Works	\$ 369,412	\$ 340,565	-8%
Health & welfare	\$ 98,335	\$ 86,455	-12%
Recreation & culture	\$ 215,473	\$ 211,761	-2%
Other Activities	\$ 231,067	\$ 408,093	77%
Capital outlay	\$ -	\$ -	n/a
Debt service	\$ -	\$ -	n/a
Interfund transfers (net)	\$ 1,934,176	\$ 3,925,568	103%
total expenditures	\$ 17,307,107	\$ 20,001,183	16%

3. Spending per capita - compared to the prior year



4. Historical trends of individual departments:



Commentary: