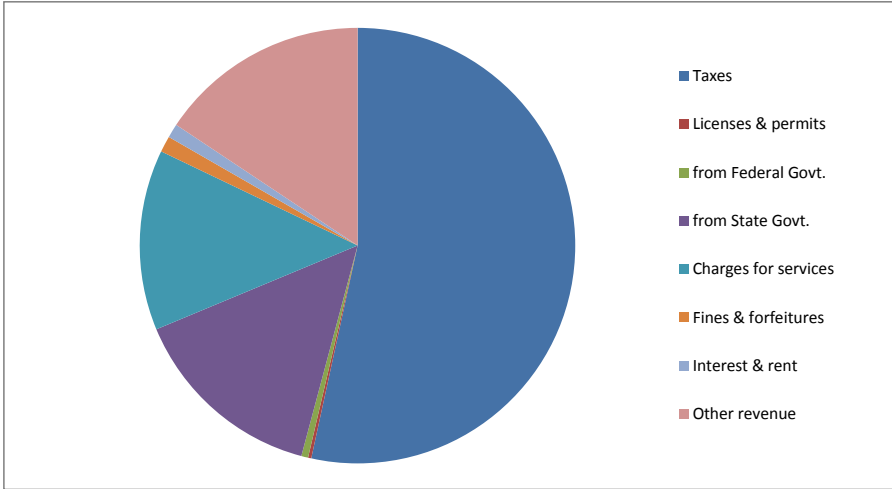


CITIZENS' GUIDE TO LOCAL UNIT FINANCES - County of Lapeer General Fund Only

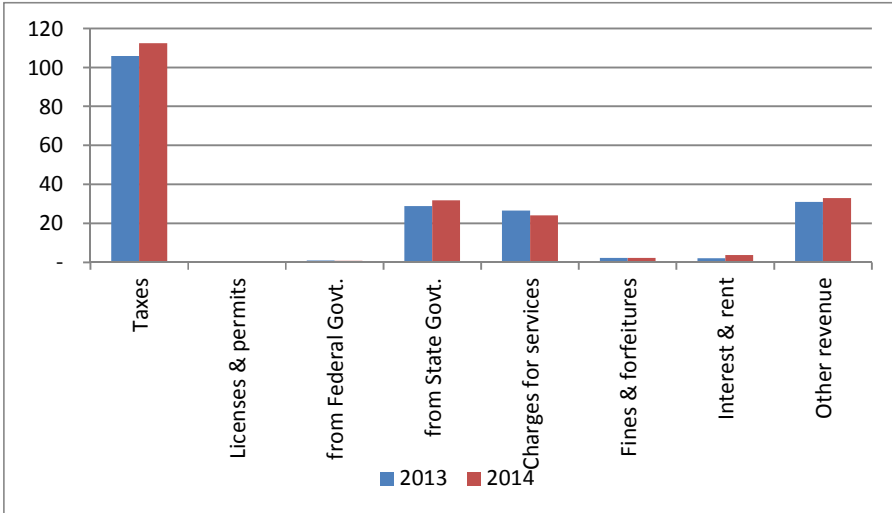
1. Where our money comes from (all governmental funds)



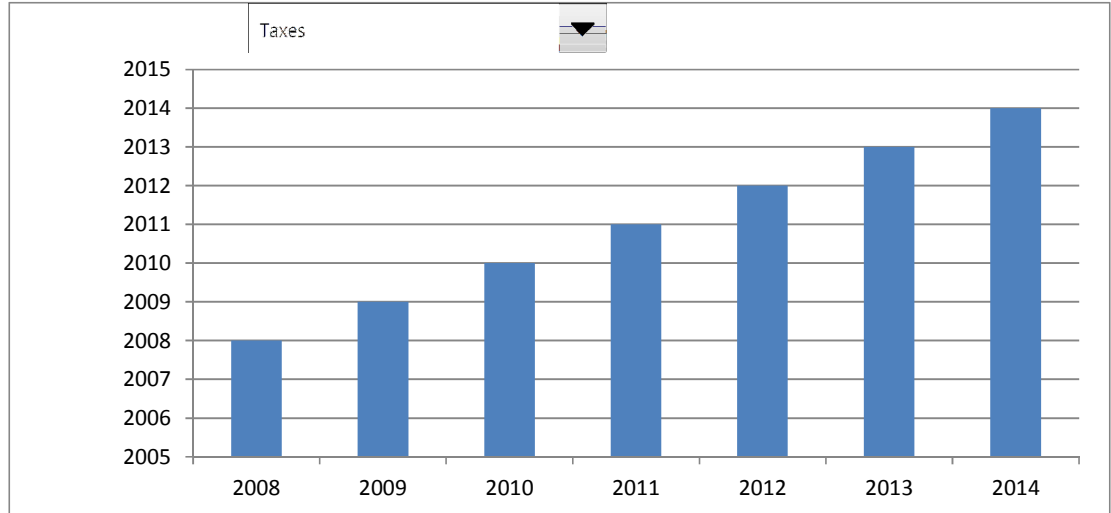
2. Compared to the prior year

	2013	2014	% change
Taxes	\$ 9,359,926	\$ 9,905,240	6%
Licenses & permits	\$ 40,608	\$ 60,335	49%
from Federal/State/Local Govt.	\$ 87,934	\$ 75,521	-14%
from State Govt.	\$ 2,554,107	\$ 2,806,291	10%
Charges for services	\$ 2,350,542	\$ 2,127,751	-9%
Fines & forfeitures	\$ 205,975	\$ 202,479	(0)
Interest & rent	\$ 183,098	\$ 329,596	1
Other revenue	\$ 2,742,557	\$ 2,906,648	6%
Total	\$ 17,524,747	\$ 18,413,861	5%

3. Revenue sources per capita - compared to the prior year



4. Historical trends of individual sources



Commentary:

For more information on our unit's finances, contact the County Controller/Administrators Office at (810) 667-0366